



The Plantation Orchid Society

An Affiliate of the American Orchid Society

Volume 10 Number 10

October 7, 2014

Tuesday Oct. 7, 2014

Setup/Social 6:45 – 7:00 p.m.
Presentation starts promptly at
7:15 – 9:00 p.m.

Deicke Auditorium
5701 Cypress Road
Plantation, FL

Rose Maytin
President
954-401-3171

Tony Blanc
Vice President
954-236-3441

Elise Chapman
Second VP/Membership
954-584-2414

Beverly Warde
Treasurer
(954) 336-3854

Karen Reynoldson
Secretary
954-792-1195

Phyllis Durst
Event Coordinator/Trustee
954-584-4796

Tina Pena
Sunshine
504-259-7198

Lorna Diaz
Hospitality/Trustee
954-636-0730

Angela Puca
Public Relations/Trustee
954-791-1874

Mary Lee Tabeling
Newsletter Editor
954-473-0456

Maria Saroza
Web Master/Trustee

POS web page
<http://www.plantationorchidsociety.org>

From the President

Dear POS Members and friends:

Thank you Tony Blanc for having our own Jeff Tucker and Karen Reynoldson demonstrating their techniques of successful orchid growing with cats in baskets and semi hydroponics. Richard Konafel demonstrated his mounting techniques and what wood to use and where to find it.

Our Auction will be held on October 7th at Deicke Auditorium. This is our main fundraiser that covers all the costs for the year. Lots of help is still needed to make this a successful event. Please Invite everyone you know to the auction. We also need volunteers to come early, to help set up and take down on Tuesday. Please bring an extra snack and some boxes, so our auction guests won't struggle with their purchases.

Please take notice of the venue and date change due to elections on Nov. 4th and start planning to attend our Holiday Party on Dec. 3rd.

Looking forward to seeing you at the auction!

Rose M. Maytin
President



**Check out
the Plantation
Orchid Society
on Facebook**



**AUCTION ON TUESDAY!
THE POS STILL NEEDS
YOUR HELP!
HERE'S HOW:**

- 1. Invite your friends to the Auction.**
- 2. Arrive Early and help us set up!**
- 3. Bring some boxes for yourself and our guests**
- 4. Bring Your Best Snacks to the meeting.**
- 5. Help us break down the auction at the end of the night.**

CONGRATULATIONS TO OUR SEPTEMBER RIBBON WINNERS!



BLUE RIBBON
Cat. Unifoliata (NOID)
Elise Chapman



BLUE RIBBON
Cat. LC Amphion 'Show Time'
Phyllis Durst




BLUE RIBBON
Den. Burana White
Tom & Barb Van Strander



BLUE RIBBON
Onc. Sharry Baby
Tom Van Strander



BLUE RIBBON
Phal. Doritis Pulcherrima
V. champonensis
Gigi Louis



BLUE RIBBON
Den. Red Bull Karen
Reynoldson



BLUE RIBBON
Vanda V. St. Valentine
Lynn Molitor



BLUE RIBBON
Braddavola Nodosa Adorable
Lynn Molitor



RED RIBBON
B.C. Little Mermaid
Tom & Barb Van Strander


The Plantation Orchid Society



RED RIBBON
Onc. Psych Mariposa
'Green Valley'
Gigi Louis



RED RIBBON
Red BLC Tsutung Beauty
Orchis-01'
Tom & Barb Van Strander



RED RIBBON
Onc. Bllra Marfitch 'Howard's Dream'
Gigi Louis



RED RIBBON
BLC Golden Tang 'Red Beach' x
BC Maikai 'Improved'
Tom & Barb Van Strander



RED RIBBON
Den. Blue Twinkle 'Carmela'
Elise Chapman



RED RIBBON
Cat. Bi. Pot. Paradise Beauty
'Golden Angel' Karen Reynoldson

As a reminder, all plants brought in for the show table should be free of pests and diseases. Take some time to stake and clean the leaves of your plants, this allows for better presentation. Also, please do not bring newly-purchased plants for the show table. The show table is an outlet for members to share the great job they have done in growing and flowering their orchids; therefore, please respect the unwritten rule of owning and growing an orchid for a minimum of 6 months.

HOSPITALITY

THANKS to the members who brought snacks the September meeting!

Helene Albee - Apple Pie, Michele Boland - Sodas, Judy Bontrager - Banana Bread and Cupcakes, Elise Chapman - Guacamole and Chips, Gigi Louis - Watermelon, Angela Puca - Pecan Squares, Judy Revier - Cream Cake, Sandra Sproul - Oatmeal and Sugar Cookies, Barb Van Strander - Banana Bread, Terry Voynik - Lemon Cake, Christine Williams - Cheese, Fruit, Dried Fruit and Nuts

Remember, we love the treats you bring (which are not just limited to sweets) but:

PLEASE DON'T FORGET TO SIGN THE SHEET SO WE CAN THANK YOU IN NOVEMBER.

Coffee and soda will be provided by the Society courtesy of Tina Pena.

The Plantation Orchid Society

2014 ORCHID AUCTION



PLANTATION ORCHID SOCIETY

Deicke Auditorium & 5701 Cypress Rd & Plantation, FL

Previews Start at 6:45 pm

PlantationOrchidSociety.org

(954) 584-4796 & POOrchids@gmail.com

Cash Checks and Credit Cards Accepted

Attention! Meeting Venue for November Sunday Orchids with Lori Parish

Due to Election Day voting, Deicke Auditorium will not be available for our November Plantation Orchid Society meeting. As a result, we have not only a change of venue, but also the date. Lori Parrish has graciously invited us to her home on **Sun. Nov. 2 from 2:00-4:00 p.m.** Lori's magnificent gardens in Southwest Ranches are a must see, so don't forget to put a special reminder in your calendar. We are asking all our members who intend to join us at Lori's house to RSVP to Phyllis so that we can have an idea of how many people to plan on. You can E-MAIL Phyllis at jdurst1@comcast.net.



The September Workshops

1. Semi-Hydroponics

Karen Reynoldson & Tony Blanc

Hydroponics means simply growing without soil. Karen said that she decided to try semi-hydroponics when she killed so many of her phalaenopsis that were growing in moss by either over watering or under watering.

While growing by this method is simple and unique, it does require specific pots and media.

Pots: You have to use plastic pots only and you can order special hydroponic pots online or you can use found containers you have at home. They must be taller than they are wide and have no holes in the bottom. Deli containers, peanut butter jars, Chinese take-out quart containers or almost any sturdy plastic container can be used—even plastic glasses from the dollar store. You will need to make 2 holes on the side of the container about 1 inch from the bottom. Karen uses her hot glue gun to melt 2 holes about 1/4 inch across. A heated nail, soldering iron or electric drill can also be used.

Media: The media is what's known as "LECA" – lightweight expanded clay aggregate. It is sold by the trade names of Hydroton, Aliflor and Prime Agra and should be of the coarse grade. The clay pellets must be thoroughly rinsed and then soaked overnight before use. Karen finds a kitchen colander works great for the rinsing. The soaking water can be a dilute fertilizer solution of 1/4 the strength of regular fertilizing water. Tony recommends a few drops of KLN rooting hormone be added to this solution also. This method works because you've created a reservoir for water in the bottom of the pot and the soaked pellets have capillary action which wicks the water to all the plant's roots.



Prepare plants to be potted by thoroughly rinsing off the roots and then soak them for about an hour to make them more pliable. Fill the bottom of the pot with pellets to just above the level of the holes that you made. Then put the plant in, adjust the roots, and fill up the pot with pellets. Jiggle it around to fill up all the empty spaces. That's it! Watering will need to be done every 5 – 8 days on average or can be stretched to longer if the holes are higher to form a deeper reservoir. Tony said some of his plants can go 3 weeks when he uses a deeper reservoir – up to 1/3 of the height of the pot from the bottom. Water as soon as you've potted and always add water all the way to the top to insure getting all the roots wet. Karen uses a fertilizer solution 1/4 of the normal strength every time she waters. Tony fertilizes less frequently and uses a normal strength solution.

The benefits of growing by this method include the fact that the clay pellets don't break down so there's no need to repot as often. Repotting causes less stress to the plant since you just pull the plant out and put it in a larger pot leaving the pellets that stick to the roots. You can recycle the pellets. Just soak overnight in a bleach solution like you would clay pots and then rinse and soak in clean water. The spaces between the pellets allow better air flow to the roots and best of all, it helps take the guesswork out of watering.

2. Driftwood and Mounting

Richard Konefal

Richard has become an avid collector of driftwood and love to use it for mounting orchids. The best woods to use are cypress or other hard woods. If the driftwood is from the ocean, it must be soaked in fresh water to leach away the salts. A hole for a hanger must be drilled about an inch from the top of the driftwood if it is going to be hung. Other holes can be drilled into the wood where it will be mounted. Depending on the type of orchid to be mounted, wet the orchid roots and wrap gently with damp sphagnum moss. Fishing line or fine, plastic wrapped wire can be used to firmly but gently attach the pseudobulb to the mount through the hole that have



been drilled. It is best to place the orchid in a location that receives bright indirect light while it is in the process of acclimating to the mount.

3. Potting Cattleyas in Baskets and Potting in General - Jeff Tucker

Keeping orchids outdoors in our south Florida summer climate can be a real challenge. Too much rain in the summer, often causes our orchids to suffer from root rot and other forms of destructive fungal infections. Cattleyas, especially like to be able to dry out between watering. The type of pots and media used can greatly affect how these plants are able to dry out. Plants in plastic pots with a bark media will dry out more slowly than clay pots with an Aliflor or Hydroton clay type media. Because of our climate, Jeff prefers to plant his cattleyas in baskets because baskets dry out faster than pots. He prefers teak baskets, which last the longest, but they have become difficult to find. Cedar baskets are his second choice. He usually mounts his Cats in the basket on chunks of cork that he buys from Green Barn or Broward Orchid Supply. Using plastic coated wire, he determines the direction of growth and attaches the back-most bulb to one side of the basket allowing the orchid to grow toward the middle. Make sure that the plant is securely fastened so that it won't wiggle in the basket. Then place the plant in bright, indirect light for a few weeks.



2014 CALENDAR

October 7th Meeting
Annual Auction at Deicke

SUNDAY Nov. 2nd,
SPECIAL MEETING 3:00 p.m.
Sunday Orchids with Lori Parish

December Meeting Wed Dec. 3rd
Annual Holiday Party

January 6
To be announced

Christmas Party!

December is right around the corner. Our Holiday party will be on Wednesday, December 3rd, 2014 at the Ft. Lauderdale Golf Course and Country Club.

Early reservations forms for the Holiday Party are in your newsletter this month. Please fill out and bring it to the October meeting. You may also mail the application prior to November 20th, 2014.

New Membership Books are here!

Don't forget to pickup your 2014-15 member booklet at the meeting. Members that received one last year will get the current information to insert into their folder. New members will receive a complete folder. Also, Elise has your new name badges ready for pickup.

Be sure and check with her for your booklets and badges.

The Plantation Orchid Society

**Please visit our
sponsors and be sure
to mention the
Plantation Orchid
Society**




ORCHID SUPPLIES FOR ALL
YOUR GROWING NEEDS

2411 GARFIELD STREET
HOLLYWOOD, FLORIDA 33020
954-925-2021

BROWARDORCHIDSUPPLY.COM
BROWARDORCHIDSUPPLY
@COMCAST.NET

SANDI JONES




**TM.
RALPH**
FUNERAL HOMES

Thomas H. Ralph
Funeral Director

PLANTATION
FUNERAL HOME
7001 Northwest 4th Street
Plantation, FL 33317

SAWGRASS/WESTON
371 Northwest 136th Avenue
Sunrise, FL 33325


Phone: (954) 587-6888
Toll free: (888) 209-8778
Fax: (954) 587-5582

 **Trust Seal** www.tmralph.com

We would like to thank Dan and Margie Orchids, OFE Orchid Supplies, Banjong Orchids, Broward Orchid Supply, TLC Orchids, Rogers Auto Repair Center AND TM Ralph Funeral Homes as our newest advertisers. Our sponsors are instrumental in keeping our membership fees low, helping our organization with special events and providing guidance for our orchid loving community.

Banjong Orchids

17720 S.W. 218 Street • Miami, FL 33170
Tel: 305-247-8854 • Fax: 786-243-1899
Email: banjong_orchids@hotmail.com



Rhy. gigantea 'alba' *V. sanderiana f. 'alba'* *Vascostylis Banjong Pearl*



OFE service
inventory
pricing
orchid supplies
888-633-4685
www.ofe-intl.com



**Dan
And
Margie
Orchids**

1/4 mile North of Sheridan St.
West of I-75, just off 185th Way
Open Tues. thru Sun.
12 noon - 5 pm

Dan & Marjorie Christensen
18700 S.W. 68th Street, South West Ranches
Fort Lauderdale, Florida 33332
Tel.: (954) 252-8116 • e-mail: damorchid@aol.com

Tom Wells



P. O. Box 223773
Hollywood FL 33022

954 696 1206
tlcorchids@outlook.com

TLC Orchids
we come to you
tlcorchids@outlook.com



ROGERS AUTO REPAIR CENTER
www.rogersrepaircenter.com

Dean Bromante
Manager



4215 Peters Road, Plantation, FL 33317
Phone: 954.791.8930 • Fax: 954.791.9776
dean@rogersrepaircenter.com

COMPLETE AUTO CARE

The Plantation Orchid Society

JOIN US FOR THE
PLANTATION ORCHID SOCIETY
2014
ANNUAL HOLIDAY PARTY

Wednesday, December 3rd, 2014
from 7 p.m. to 10:30 p.m.

at the
Fort Lauderdale
COUNTRY CLUB



415 E. COUNTRY CLUB CIRCLE
PLANTATION, FL 33317
954-587-4700
Complimentary Valet

MENU TO BE ANNOUNCED
WE ARE TAKING EARLY RESERVATIONS

First come, first serve basis, space is limited. Bring your checkbook to our Oct. meeting and purchase your ticket.

PRINT THIS FORM AND BRING TO THE AUCTION MEETING TUES.!
2014 Plantation Orchid Society Annual Holiday Party Registration Form
Wednesday, December 3rd.

Price per Member is \$38.00 Price per Guest is \$50.00

Reservation:

Name:	Member or Guest	Amt. Paid
	() Member \$38.00 () Guest \$50.00	
	() Member \$38.00 () Guest \$50.00	

If you have a preference of members you would like to sit with, please list them here.
There is no guarantee, but we will do our best to seat you together.

If possible seat me with: _____

Print out this reservation form and bring to the meeting or send with your check to:
POS c/o Bev Warde, 6000 S.W. 8th Street, Plantation, FL 33317 no later than Nov. 20, 2014